

# Texas Second-Hand Smoking Municipal Ordinances Database Overview

12 January 2017

# Outline

- Overview of SHS Ordinances Database
- Update on website and database upgrade
- Coverage charts

# Second-Hand Smoking Ordinances Database

- Access at <http://shsordinances.uh.edu/>
- Purpose:
  - Identify cities in Texas that have ordinances restricting second-hand smoke exposure
  - Analyze and rate the coverage provided by the second hand smoke ordinances and track changes over time
  - Provide easily-accessible information for users

# Data Standards

- Includes incorporated municipalities with populations  $\geq 5000$  based on most recent census
  - Now including cities with populations  $\geq 2500$
- Date range from 1961 to present
- Redundant legal coding according to Public Health Law Research standards
- Rate areas on 1 through 5 rating scale

# Five-Point Rating Scale

- 1) **No restriction** on smoking.
- 2) **Limited** either allows or requires designated smoking areas.
- 3) **Mixed** means no smoking allowed OR designated smoking areas allowed with separate ventilation, but coverage is partial due to exceptions, ambiguities, or legal issues.
- 4) **Moderate** allows for smoking in designated areas with separate ventilation requirements.
- 5) **100% smoke-free** in a particular setting

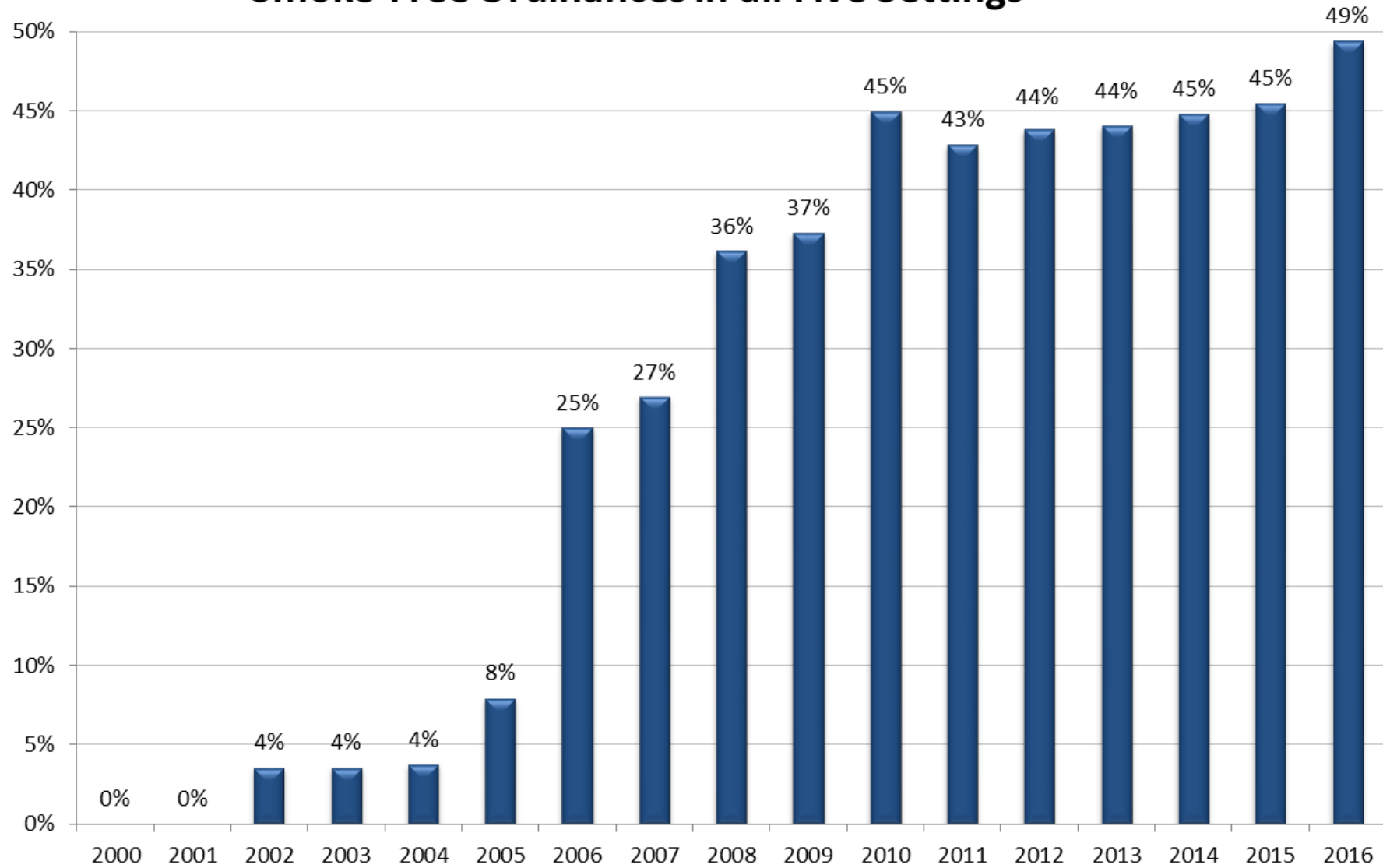
# Areas Rated

- 5 focal areas: municipal worksites, private worksites, restaurants, bars (in restaurants), bars (standalone)
- Other areas: child care, adult day care, health care facilities, recreational areas
- Laundry list of 25+: arenas to hotels to schools to theaters
- Enforcement and penalties
- New: e-cigarettes; sales and possession restrictions

# Database and Website Overhaul

- Modernize analysis and rating system to include emerging issues such as e-cigarettes and sales and possession restrictions
- Create new web-based database which will allow users greater access and control over creating customized data reports
- New website with responsive design (view on mobile, tablet, computer, television)

## Percentage of the Texas Municipal Population Protected by 100% Smoke-Free Ordinances in all Five Settings\*



Note: Total Municipal Population for years 2000-2010 based on 2000 census = 15,738,989

Total Municipal Population for years 2011-2015 based on 2010 census = 18,504,919

\*Settings Include Municipal Worksites, Private Worksites, Restaurants, Bars in  
Restaurants, and Bars Not in Restaurants

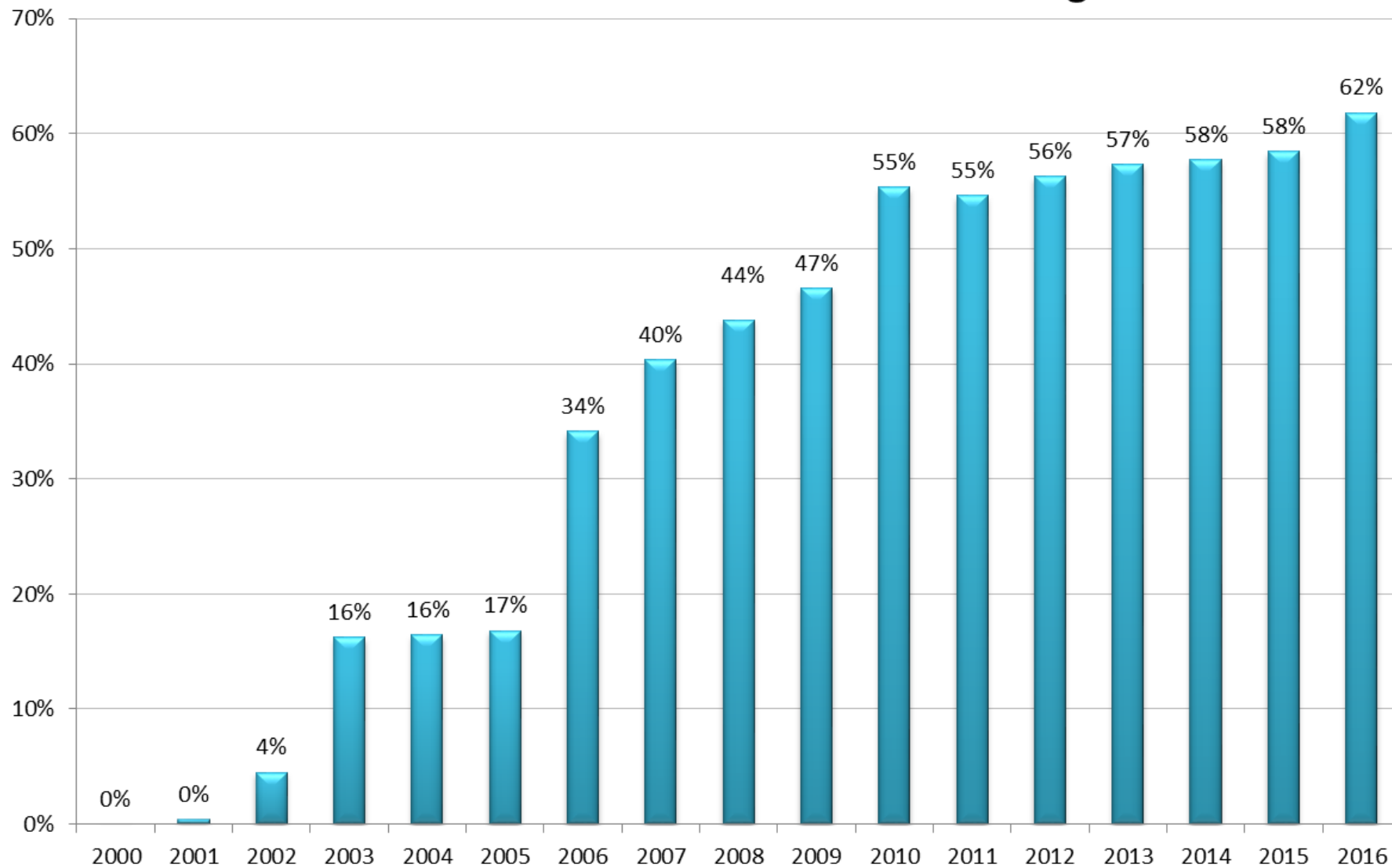
Data provided by University of Houston

<http://shsordinances.uh.edu/>

December 31, 2016



## Percentage of the Texas Municipal Population Protected by 100% Smoke-Free Ordinances in Three or More Settings\*

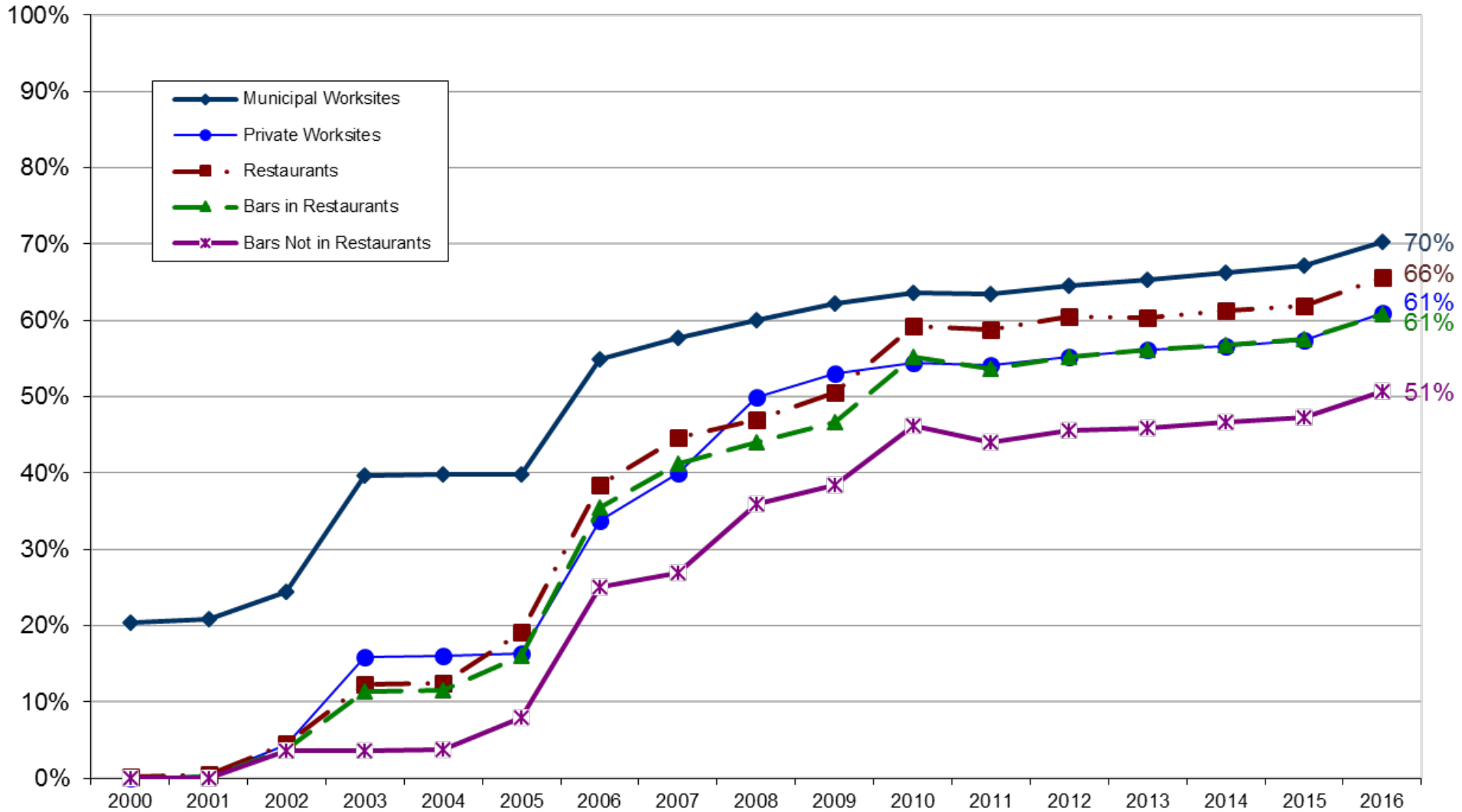


Note: Total Municipal Population for years 2000-2010 based on 2000 census = 15,738,989  
Total Municipal Population for years 2011-2015 based on 2010 census = 18,504,919

\*Settings Include Municipal Worksites, Private Worksites, Restaurants, Bars in  
Restaurants, and Bars Not in Restaurants

Data provided by University of Houston  
<http://shsordinances.uh.edu/>  
December 31, 2016

# Percentage of the Texas Municipal Population Protected by Smoke-Free Ordinances in Each Focal Setting



Note: Total Municipal Population for years 2000-2010 based on 2000 census = 15,738,989  
 Total Municipal Population for years 2011-2015 based on 2010 census = 18,504,919

Data provided by University of Houston  
<http://shsordinances.uh.edu/>  
 December 31, 2016

# 100% Smoke-Free Municipalities (A-F)

Municipality	Population	Passage Date	Municipality	Population	Passage Date
Abilene	117,063	2006 Dec 21	Copperas Cove	32,032	2004 Nov 2
Alton	12,341	2007 Dec 18	Corpus Christi	305,215	2008 Dec 16
Austin	790,390	2011 Dec 15	Dallas	1,197,816	2016 Nov 9
Baytown	71,802	2006 Nov 20	DeSoto	49,047	2015 Sep 1
Beaumont	118,296	2006 Apr 25	Duncanville	38,524	2016 Jan 19
Benbrook	21,234	2007 Feb 1	Eagle Pass	26,248	2010 Sep 28
Bonham	10,127	2015 Aug 10	Edinburg	77,100	2015 Dec 1
Brownsville	175,023	2012 Dec 5	El Paso	649,121	2014 Jun 1
Burkburnett	10,811	2015 May 15	Ennis	18,513	2010 Jun 21
College Station	93,857	2010 Sep 23	Flower Mound	64,669	2008 Nov 3

# 100% Smoke-Free Municipalities (G-R)

Municipality	Population	Passage Date	Municipality	Population	Passage Date
Granbury	7,978	2008 Oct 21	Marshall	23,523	2007 Jun 28
Harlingen	64,849	2014 May 27	Mesquite	139,824	2016 Jun 6
Henderson	13,712	2016 Dec 13	Mission	77,058	2016 Jun 27
Highland Village	15,056	2011 Apr 12	Missouri City	67,358	2016 Jul 18
Horseshoe Bay	3,418	2009 Aug 25	Nacogdoches	32,996	2008 Apr 15
Houston	2,099,451	2006 Oct 18	Pearland	91,252	2007 Nov 19
Jacinto City	10,553	2012 Dec 13	Pharr	70,400	2016 May 16
Lacy Lakeview	6,489	2016 Feb 9	Plano	259,841	2007 Apr 9
Laredo	236,091	2006 Apr 3	Port Lavaca	12,248	2015 Jun 8
Lufkin	35,067	2013 Apr 2	Red Oak	10,769	2015 Dec 14

# 100% Smoke-Free Municipalities (R-Z)

Municipality	Population	Passage Date	Municipality	Population	Passage Date
Robinson	10,509	2008 Nov 11	Tyler	96,900	2008 Feb 6
San Angelo	93,200	2010 Nov 15	Universal City	18,530	2016 Apr 19
San Antonio	1,327,407	2010 Aug 19	University Park	23,068	2010 Feb 16
San Marcos	44,894	2013 Oct 2	Vernon	11,002	2006 May 13
Seagoville	14,835	2016 Mar 7	Victoria	62,592	2006 Jun 20
Socorro	32,013	2006 Dec 7	Waco	124,805	2015 Jul 21
Southlake	26,575	2007 Apr 17	Waxahachie	29,621	2014 Aug 18
Spring Valley	3,715	2006 Nov 14	Wichita Falls	104,553	2015 Aug 4

# Temporary Exemptions

Municipality	Municipal Worksites	Private Worksites	Restaurants	Bars (in Restaurants)	Bars (standalone)	Other
Dallas	✓	✓	✓	✓	✓	City parks will become smoke-free 1 Mar 2017
Denton	✓	✓	✓	✓	⊘ <sup>3*</sup> Bars will become smoke-free 31 Dec 2017	
Wichita Falls	✓	✓	✓	✓	✓	Bingo halls will become smoke-free 17 Jul 2017

# Thank You from Our Team!

Allison Winnike, J.D.

Melynda Boerm M.Ed.

Phyllis Gingiss, Dr.P.H.

Judy Glaister, Ph.D.

Heather Axline, J.D., LL.M. (cand.)

Ruth McCleskey, B.A.

## *Contact us!*

Allison N. Winnike, J.D., Research Director & Research Professor  
University of Houston Law Center Health Law & Policy Institute

[anwinnike@uh.edu](mailto:anwinnike@uh.edu)

<http://shsordinances.uh.edu/>